

# Diffuse-reflective sensors, with terminal strip connection



- DC or AC/DC supply voltage
- Short-circuit protected dual transistor outputs (NPN oder PNP) or relay output with 1 change over contact (light-on/dark-on selectable)
- Reverse polarity protection and power-up output suppression
- Light reserve warning indicator
- Plug-in terminal strip connector
- Options:
  - timer with selectable functions (on AC/DC sensors)
  - test input (on DC sensors)
  - light reserve warning output (on DC sensors)
- EMC tested according to IEC 801 and EN 50081-2/EN 50082-2



## Product designation<sup>1)</sup>

Output
Connection
Range adjustment
<b>Optical data</b> <sup>2)</sup>
Max. range
Emitter
<b>Electrical data</b> <sup>2)</sup>
Supply voltage $U_s$
Allowable ripple
Current consumption (without load)
Max. load current $I_L$
Residual voltage
Max. switching frequency
<b>Environmental data</b>
Sealing
Temperature $T_A$ (operating and storage)
Weight

OFT 1NA 800 I1	OFT 1PA 800 I1	OFT 7RW 800 I1
NPN (light- and dark-on)	PNP (light- and dark-on)	Relay, 1 CO
Plug-in terminal strip		
Yes		
1,8 m (Kodak card white, 20 x 20 cm)		
Infrared-LED, 880 nm, pulsed		
10...30 VDC		24...240 VAC/DC
+/- 10% of $U_s$		
< 15 mA		< 2 VA
200 mA		3 A
< 1,6 V		
1000 Hz		25 Hz
IP 67		
-25...+65 °C		
ca. 150 g		ca. 160 g

## Options<sup>1)</sup>

Timer functions (selectable)
Timing range
Test input: emitter on
emitter off
Max. load current of light reserve warning output <sup>3)</sup>

	on delay off delay one-shot
	0,1...6 sec.
+ $U_s$ or open	
< 1 V	< $U_s$ - 8V
200 mA	

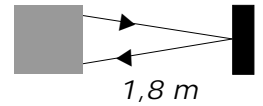
1) For product designation of sensors with options see designation code on page 105.  
 2) When not otherwise noted, all technical data at  $T_A = 25\text{ °C}$  and  $U_s = 24\text{ VDC}$  or  $U_s = 220\text{ VAC}$ , respectively.  
 3) Light reserve warning output static or dynamic, normally open or normally closed.

24...240 VAC/DC

10...30 VDC

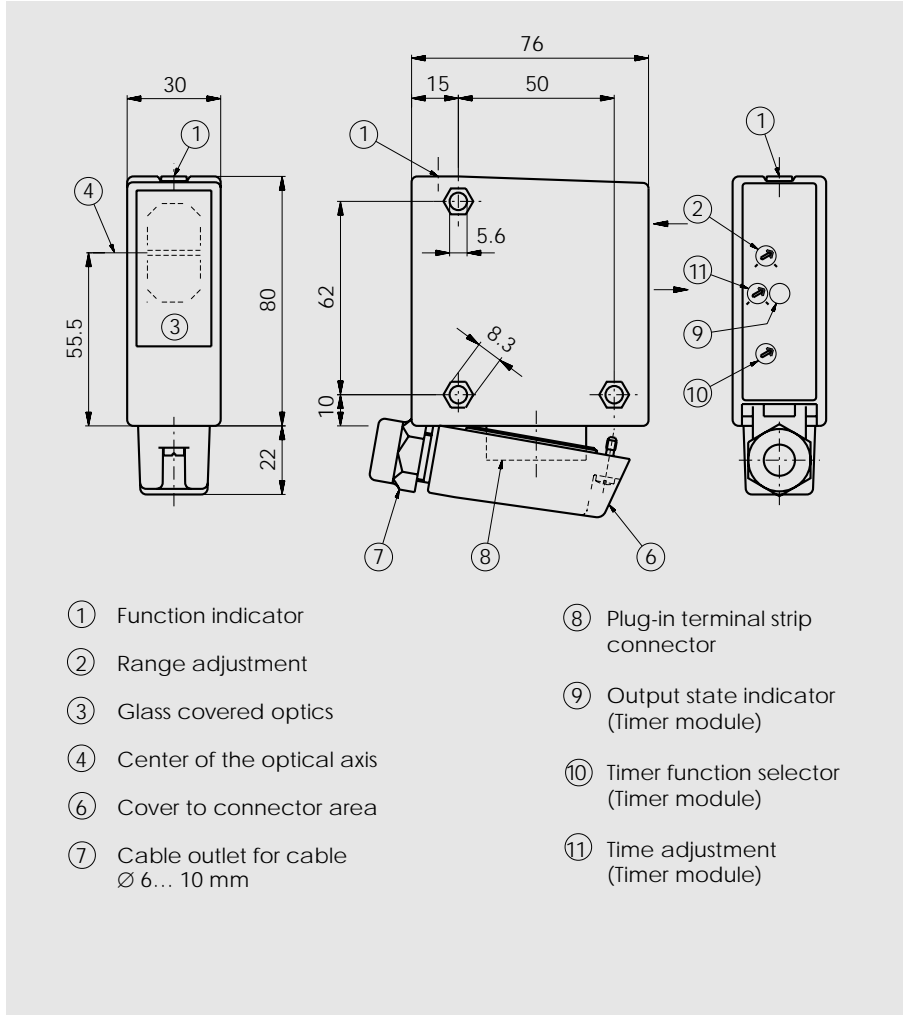
Relay  
1 CO contact

NPN / PNP  
light-on and  
dark-on output

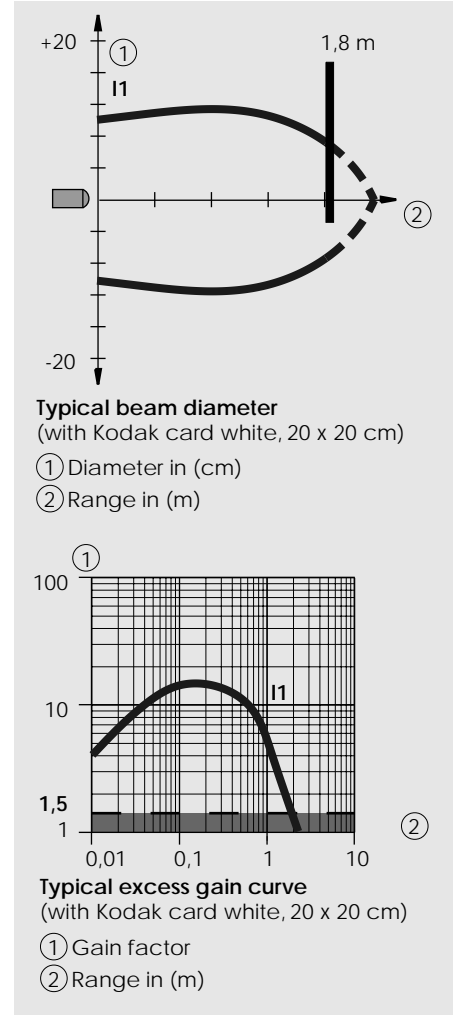


OFT

Dimensions (102 mm x 76 mm x 30 mm)



Optical diagrams



Wiring diagram

