



## SGR-Relais 282T/662T

with integrated pushbutton

No. of contacts:	<b>2 CO resp. 1 NO</b>
Rated current:	<b>8 A resp. 16 A</b>
Inrush current:	<b>30 A resp. 50 A</b>
Manual actuation:	<b>integrated pushbutton</b>

### Order description

SGR 282T ...VDC

SGR 662T ...VDC

### Contact data

Contact material	AgCuNi resp. AgCdO
Type of contact	Single- resp. Parallel contact
Rated switching capacity	250 VAC 8/16A AC1 2000/4000 VA 440 VAC 3/6A AC15
Max. switching voltage	440 VAC
Electrical life	approx. 120.000 operations 250 VAC 8 A resp. approx. 200.000 operations 250 VAC 16A
Contact resistance	50 mΩ

### Coil data

Nominal voltages	6-12-24-48-60-110 VDC
Pick-up voltage	approx. 0,75 x Nominal voltage (at 20 °C)
Power consumption	typically 500 mW

### Options

### General data

Mechanical life	> 50 x 10 <sup>6</sup> Operations
Max. switching frequency	360 Operations/h
Operate time	typically 8 ms
Release time	typically 3 ms
Bounce time	typically NO: 0,5 ms / NC: 5 ms
Vibration resistance	NO: 10 g, NC: 1,5 g (10-55 Hz)
Test voltage coil-contact	5.000 V <sub>eff</sub> (typically 6.000 V <sub>eff</sub> )
Test voltage contact sets	2.500 V <sub>eff</sub> / --
Test voltage contact open	1.000 V <sub>eff</sub>
Weight	approx. 20 g
Ambient temperature	-40°C - +70°C
Temperature of soldering bath	270°C / 5 s
Protection category	IP 40

### Accessories

PCB mounting socket

ZGR 001

Socket with screw terminals

ZGE 007

ZGF 107

Modules

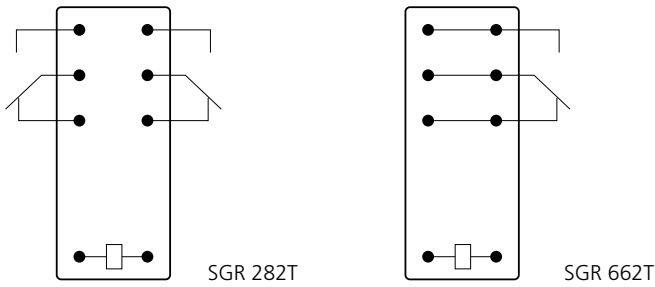
ZAE ...

### Tests, regulations

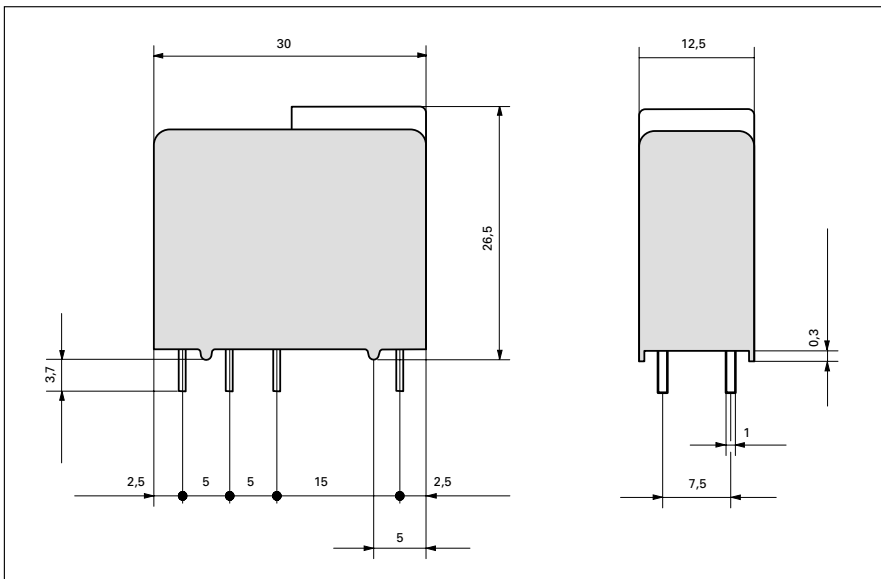
Approvals	on request
Insulation group	C/250
Creeping and leakage distance	> 14 mm

## Diagrams

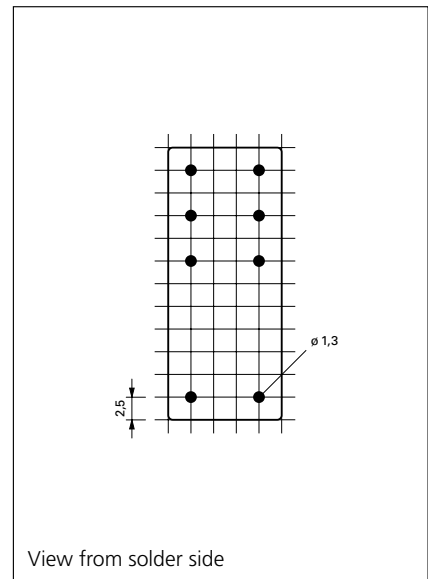
View from above



## Dimensions drawing (mm)

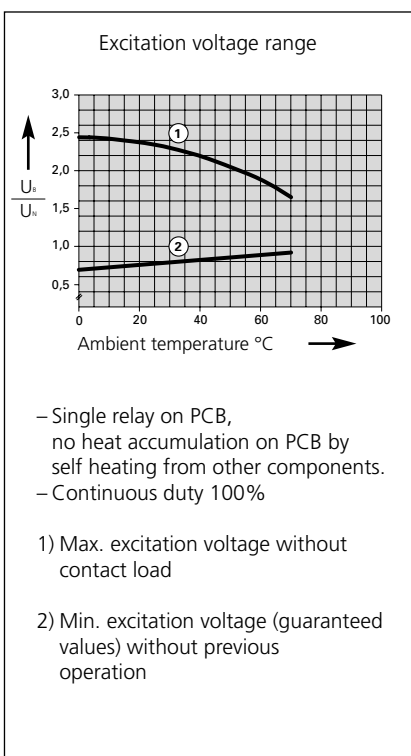


## Drilling pattern (mm)



View from solder side

## Coil data



### Standard coil for direct current (other voltages on request)

Nominal voltage VDC	Min. pick-up voltage at 20°C	Drop-out voltage at 20°C	Nominal current mA	Resistance Ohm at 20°C	Tolerance %
6	4,5	0,3	85,70	70	10
12	9,0	0,6	44,40	270	10
24	18,0	1,2	21,80	1.100	10
48	36,0	2,4	10,90	4.400	13
60	45,0	3,0	8,75	6.850	15
110	82,5	5,5	5,50	20.000	15