



SGR-PCB RELAYS 631

No. of contacts: **1 NO**
 Rated current: **16 A**
 Inrush current: **20 A**

Order description

SGR 631 ...VDC

Contact data

Contact material	AgCdO
Type of contact	Single contact
Rated switching capacity	250 VAC 16A AC1 4000 VA
Max. switching voltage	400 VAC
Electrical life	approx. 50.000 operations 250 VAC 16 A
Contact resistance	< 50 mΩ

Coil data

Nominal voltages	6-9-12-18-24-36-48-60 VDC
Pick-up voltage	approx. 0,7 x Nominal voltage (at 20 °C)
Power consumption	typically 400 mW

Options

Sealed IP 67
 SGR 631V ...VDC ...

General data

Mechanical life	30 x 10 ⁶ Operations
Max. switching frequency	450 Operations/h
Operate time	typically 8 ms
Release time	typically 5 ms
Bounce time	typically 3 ms
Vibration resistance	10 g (10-55 Hz)
Test voltage coil-contact	4.000 V _{eff}
Test voltage contact open	1.000 V _{eff}
Weight	11,5 g
Ambient temperature	-40°C - +85°C
Temperature of soldering bath	270°C / 5 s
Protection category	IP 40

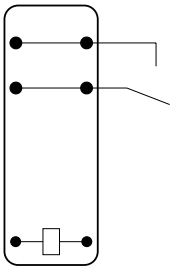
Accessories

Tests, regulations

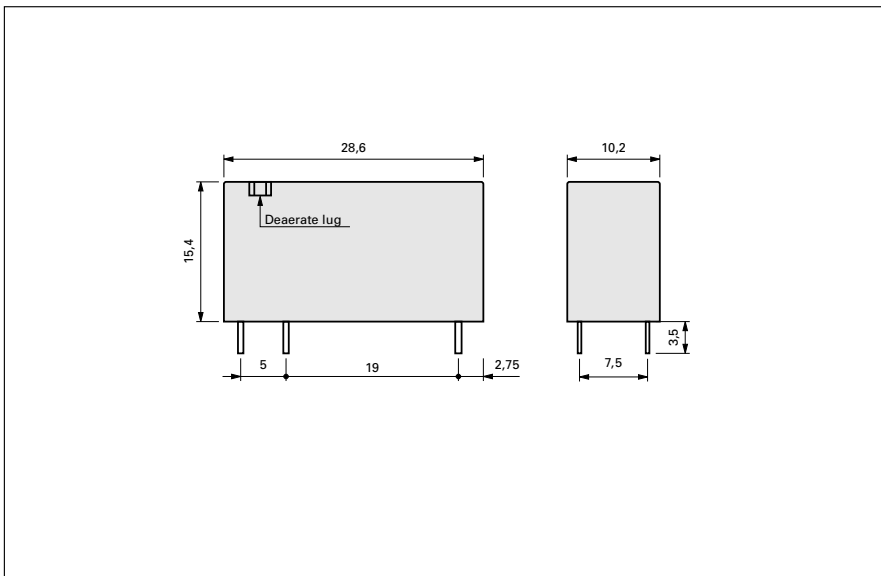
Approvals	on request
Insulation group	C/250
Creeping and leakage distance	10 mm

Diagram

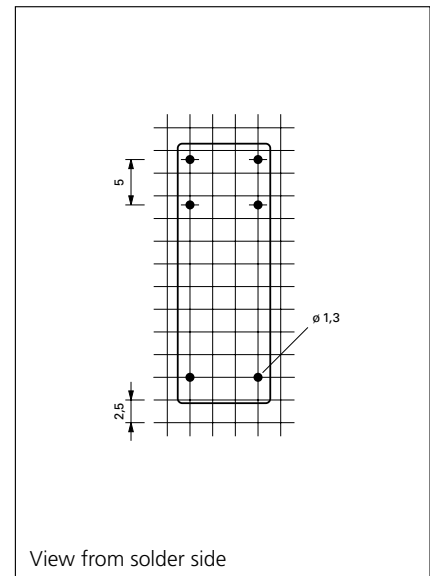
View from above



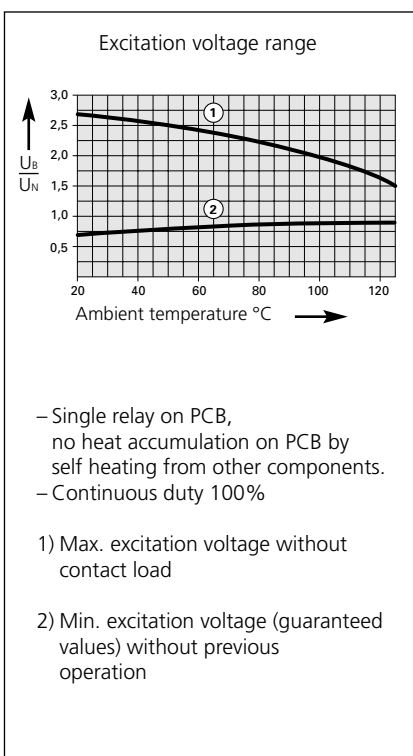
Dimensions drawing (mm)



Drilling pattern (mm)



Coil data



Standard coil for direct current (other voltages on request)

Nominal voltage VDC	Min. pick-up voltage at 20°C	Drop-out voltage at 20°C	Nominal current mA	Resistance Ohm at 20°C	Tolerance %
6	4,2	0,5	146,34	41	10
9	6,5	0,7	60,00	150	10
12	8,4	1,0	33,33	360	10
18	13,0	1,4	27,27	660	10
24	16,8	1,9	17,14	1.400	15
36	25,2	2,9	16,36	2.200	15
48	33,6	3,8	10,32	4.650	15
60	42,0	6,0	7,50	8.000	15