



SGR-PCB RELAYS 364

No. of contacts: **1 CO, 1 NO or 1 NC**
 Rated current: **6 A**
 Inrush current: **30 A**

Order description

SGR 364 ...VDC
 SGR 344 ...VDC
 SGR 324 ...VDC

Contact data

Contact material	AgNi
Type of contact	Single contact
Rated switching capacity	250 VAC 6A AC1 1500 VA
Max. switching voltage	400 VAC
Electrical life	approx. 30.000 operations 250 VAC 6 A
Contact resistance	< 50 mΩ

Coil data

Nominal voltages	5-6-9-12-18-24-36-48-60 VDC
Pick-up voltage	approx. 0,7 x Nominal voltage (at 20 °C)
Power consumption	typically 170 - 200 mW

Options

Contact material AgSnO₂ / ...+AU
 SGR 3x4 ...VDC ASO
 SGR 3x4 ...VDC +AU
 Sealed IP 67
 SGR 3x4V ...VDC ...

General data

Mechanical life	30 x 10 ⁶ Operations
Max. switching frequency	350 Operations/h
Operate time	typically 6 ms
Release time	typically 4 ms
Bounce time	typically 2 ms
Vibration resistance	10 g-NO, 1 g-NC (10-55 Hz)
Test voltage coil-contact	4.000 V _{eff}
Test voltage contact open	1.000 V _{eff}
Weight	5 g
Ambient temperature	-40°C - +85°C
Temperature of soldering bath	270°C / 5 s
Protection category	IP 40

Accessories

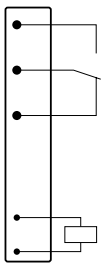
PCB mounting socket
 ZGW 001

Tests, regulations

Approvals	on request
Insulation group	C/250
Creeping and leakage distance	8 mm

Diagrams

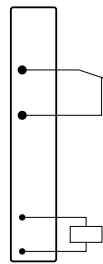
View from above



SGR 364

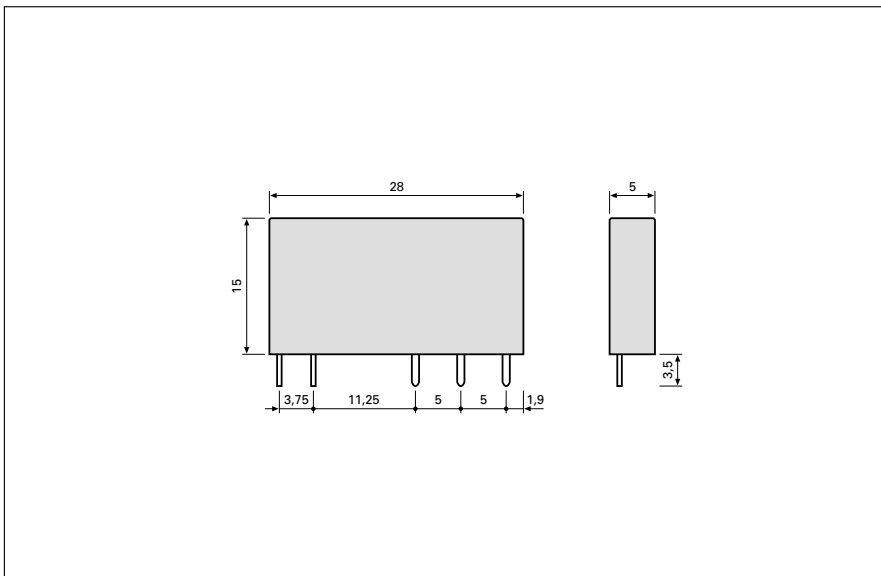


SGR 344

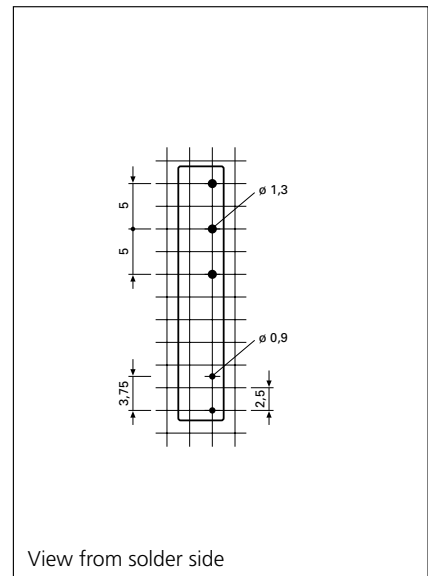


SGR 324

Dimensions drawing (mm)

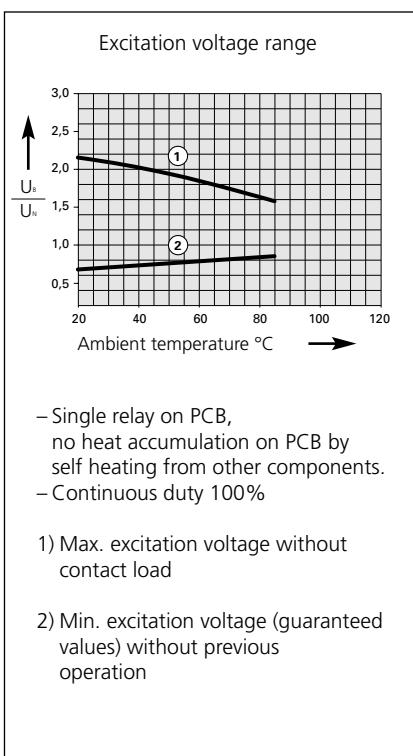


Drilling pattern (mm)



View from solder side

Coil data



Standard coil for direct current (other voltages on request)

Nominal spannung VDC	Min. pick-up voltage at 20°C	Drop-out spannung at 20°C	Nominal current mA	Resistance Ohm at 20°C	Tolerance %
5	3,5	0,25	38,46	130	10
6	4,2	0,30	31,58	190	10
9	6,3	0,45	21,43	420	10
12	8,4	0,60	14,29	840	15
18	12,6	0,90	10,00	1.800	15
24	16,8	1,20	7,16	3.350	15
36	25,2	1,80	5,14	7.000	15
48	33,6	2,40	3,90	12.300	15
60	42,0	3,00	3,05	19.700	15