 <p style="font-size: 2em; font-weight: bold; margin: 0;">WANJIA</p> <p style="font-size: 0.8em; margin: 0;">Relays for advanced technology</p>	POWER PCB RELAY	WJ105E SERIES
--	-----------------	------------------

- Ultra Miniature Size
- 10A, 5A switching Capability
- SPST-NO and SPDT configuration
- Surge resistiveness of 8000V
- Sealing Construction.
- UL/C-UL recognized.

SPECIFICATIONS

Contact

Arrangement	1 A, 1C	
Contact Material	Silver alloy	
Contact Resistance (By voltage 6V 1A)	Max.100m Ω	
UL/C-UL Rating	NO	NC
Resistive load (cos φ =1)	10A 125VAC 5A 250VAC 5A 28VDC	3A 250VAC 3A 28VDC
Max. Switching voltage	277VAC	30VDC
Max. Switching current	10A	3A
Max. Switching power	1250VA 150W	750VA 90W
Expected life(min.ope)		
Mechanical(at 120cpm)	1×10 ⁷	
Electrical (at 20 cpm)	1×10 ⁵	

Nominal operating power	0.20W to 0.45W
-------------------------	----------------

Characteristics

Operate Time	Max.8msec.	
Release Time	Max.5msec.	
Operating humidity	35 to 95% RH	
Initial breakdown voltage		
Between coil & contact	300VAC (50/60Hz)for 1 min.	
Between open contacts	750VAC (50/60Hz)for 1 min.	
Insulation Resistance	Min. 1000M Ω (500 VDC)	
Ambient temperature	- 40℃ ~ +55℃	
Shock Resistance	Functional	Min.10G
	Destruction	Min.100G
Vibration Resistance	Functional	10 to 55 Hz at double Amplitude of 1.5mm
	Destruction	10 to 55 Hz at double Amplitude of 1.5mm
Insulation withstand voltage	8000V	
Unit weight	Approx.9.5g	

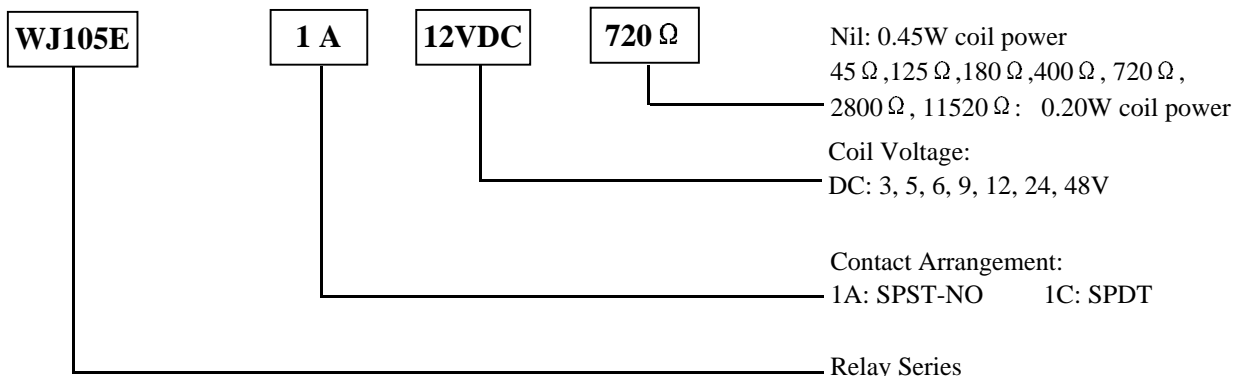
TYPICAL APPLICATION

Home appliances:

Air conditioners, Refrigerators, Microwave Ovens, Heaters etc.

ORDERING INFORMATION


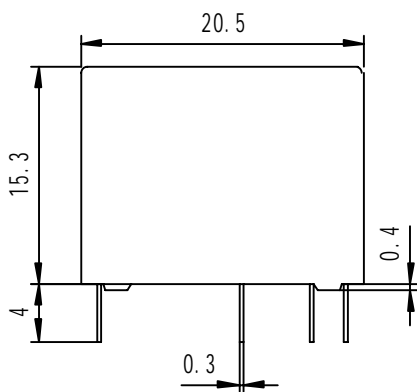
e.g.



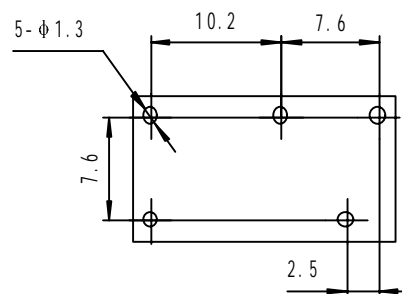
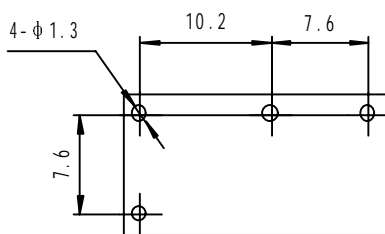
COIL SPECIFICATION (at 20°C)

Nominal Voltage (VDC)	Nominal Current (mA)	Coil Resistance (Ω) \pm 10%	Power Consumption (W)	Pull-in Voltage (VDC)	Drop-out Voltage (VDC)	Max.Allowable Voltage (VDC)
3	150.0	20	0.45	75%Max.	5%Min.	130% of nominal voltage
5	91.0	55				
6	75.0	80				
9	50.0	180				
12	37.5	320				
24	18.8	1280				
48	9.4	5120				
3	67.0	45	0.20	75%Max.	5%Min.	130% nominal voltage
5	40.0	125				
6	33.3	180				
9	22.5	400				
12	16.7	720				
24	8.16	2800				

DIMENSIONS (Unit : mm)

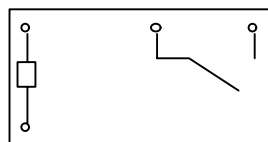


PCB LAYOUT (T=2.52 \pm 0.02mm)



SCHEMATIC

1A (SPST-NO)



1C (SPDT)

