



- 8A switching capacity under small size, suitable for high density P.C. Board mounting technique
- 10mm creepage distance.withstand 10,000V surge
- Complete sealed type is available if required

SPECIFICATIONS

Contact

Arrangement	2A , 2B , 2C
Contact Material	Silver alloy
Contact Resistance (By voltage drop 6V 1A)	50m
Rating Resistive load (cosφ=1)	8A 250VAC
Max. Switching current	8A
Max. Switching voltage	2000VA
Max. Switching power	440VAC
Expected life(min.ope) Mechanical(at 120 cpm)	1×10 ⁷ (72,000 OPS/HOUR)
Electrical (at 20 cpm)	1×10 ⁵ (360 OPS/HOUR)

Characteristics

Operate Time	7 msec.	
Release Time	3 msec.	
Operating humidity	35% to 85% RH	
Initial breakdown voltage Between coil & contact Between open contacts Between contacts sets	5000VAC 1000VAC 2500VAC	
Insulation Resistance	100M 500VDC	
Ambient temperature	-40°C to 85°C	
Shock Resistance	Functional	10G
	Destruction	100G
Vibration Resistance	Functional	10~150Hz 10G / 5G
	Destruction	10~150Hz 10G / 5G
Insulation withstand voltage	10,000V	
Temp. Rise	55°C	
Unit weight	13.6g	

Coil

Nominal operating power	0.4W
-------------------------	------

TYPICAL APPLICATION

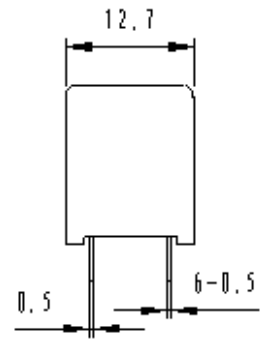
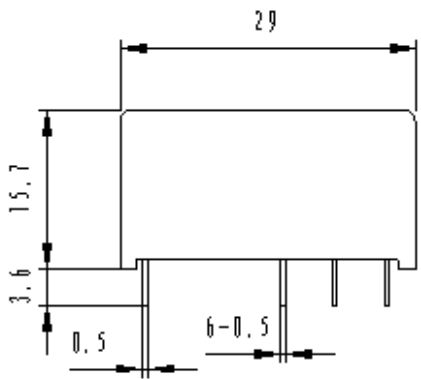
1. Computers, Consumer Electronics, Process Controls, Copiers.
2. Alarm Systems, HVAC, Incandescent lamp controls.

ORDERING INFORMATION

e. g.

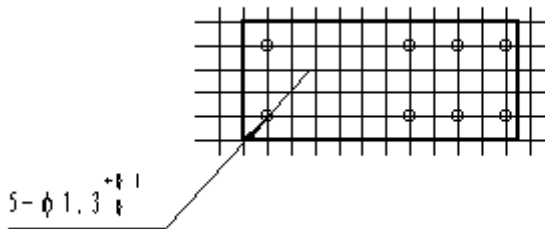
WJ123 - 2 C - 12VDC
1 2 3 4

1. Relay Series	2. Number of pole	3. Contact form	4. Coil voltage
WJ123	1:1group	2A: DPST-NO 2B: DPST-NC 2C: DPDT	5, 6, 12, 24, 48, 110v



PCB LAYOUT

(T=2.52 0.02mm)



SCHEMATIC

1A

1B

1C

